


POINT PARK UNIVERSITY BASEBALL



NAIA National Championship Opening Rd Postseason Information Packet

NAIA Opening Round, May 10-14 (Marion, Ind.)

Seed	School	Record	NAIA Rank
1	Concordia (Calif.)	37-16	9
2	Point Park	48-9	12
3	Taylor (Ind.)	37-18	24
4	Mt. Vernon Nazarene (OH)	33-18	NR
5	Doane (Neb.)	33-19	NR

Pioneers begin quest for NAIA World Series as No. 2 seed in Marion, Ind., Opening Rd Bracket

PITTSBURGH (May 6, 2012) — The Point Park University baseball team received an at-large bid to the NAIA Baseball National Championship Opening Round and will be a No. 2 seed in the Marion, Ind., Bracket from May 10-14. The Pioneers, ranked No. 12 in the Final NAIA Baseball Coaches' Top 25 Poll (May 6), are one of 45 teams in the NAIA Opening Rd, the regional stage of the national tournament prior to the NAIA World Series. The NAIA Opening Round includes nine, five-team tournaments at campus sites around the country. The nine winners of those brackets will join host Lewis-Clark State in the NAIA World Series May 25-June 1.

Point Park (48-9, 11-0 AMC) begins play in the national tournament on May 10 at 4 p.m. ET vs. NAIA No. 24 Taylor (Ind.) (37-18), the No. 3 seed in the Marion, Ind., bracket. The Pioneers' bracket also includes NAIA No. 9 and defending World Series champion Concordia (Calif.) (37-16) as the top seed. The five-team bracket gets started with No. 4 seed Mt. Vernon Nazarene (Ohio) (33-18) vs. No. 5 seed Doane (Neb.) (33-19) on May 10 at 12 p.m. ET. The winner of that game gets Concordia at 8 ET.

Play continues in Marion, Ind., until a champion is crowned, which could come as soon as May 12. If necessary, a second championship-round game will be on May 14 with a time TBA. A minimum of three wins through the winner's bracket stand between Point Park and its 11th trip to the NAIA World Series. Four or five wins are needed through loser's bracket.

Point Park Pioneers in the NAIA World Series — '74, '78, '79, '80, '86, '87, '88, '89, '91, '98

The Pioneers rank fifth all-time with 10 appearances in the NAIA World Series. But they have not been back to the promised land of NAIA baseball since 1998. Before that, Point Park set a torrid pace of reaching the NAIA World Series 10 times in the 25 years from 1974-98. Point Park's tradition of success includes an all-time record of 1,153-626-9 entering the national tournament. Point Park's best finishes in the NAIA World Series include placing third at the 1979 and 1986 tournaments.

Schedule & Pairings — Marion, Ind., Bracket

at Indiana Wesleyan University (Wildcat Field)

Thursday, May 10 (All Times Eastern)

Game 1 — #4 Mt. Vernon Naz. vs. #5 Doane, 12 p.m.

Game 2 — #2 Point Park vs. #3 Taylor, 4 p.m.

Game 3 — #1 Concordia vs. Mt. Vernon -Doane winner, 8 p.m.

Friday, May 11

Game 4 — Game 1 Loser vs. Game 2 Loser, 12 p.m.

Game 5 — Game 2 Winner vs. Game 3 Winner, 4 p.m.

Game 6 — Game 3 Loser vs. Game 5 Winner, 8 p.m.

Saturday, May 12

Game 7 — Game 6 Winner vs. Game 5 Loser, 3 p.m.

Game 8 — Game 5 Winner vs. Game 7 Winner, 7 p.m.

Monday, May 14 (if necessary)

Game 9 — Game 8 Winner vs. Game 8 Loser, time TBA

NAIA Opening Round Sites & No. 1 Seeds

Site	No. 1 Seed	NAIA Rank
Paducah, Ky.	LSU-Shreveport	No. 1
Cleveland, Tenn.	Lee (Tenn.)	No. 2
Oklahoma City, Okla.	Oklahoma City	No. 3
Azusa, Calif.	Azusa Pacific (Calif.)	No. 4
Hardeeville, S.C.	Faulkner (Ala.)	No. 5
Kingsport, Tenn.	Tennessee Wesleyan	No. 6
Hutchinson, Kan.	Oklahoma Baptist	No. 7
Daytona Beach, Fla.	Embry Riddle (Fla.)	No. 8
Marion, Ind.	Concordia (Calif.)	No. 9

Follow the results of the NAIA Opening Rd at www.NAIA.org. Live Stats for all Opening Rd games will be provided. To keep tabs on Point Park baseball results follow us on Twitter @PointParkSports and visit www.pointpark.edu/athletics



#12 Point Park (48-9, 11-0 AMC)

Quick Facts — Location: Pittsburgh, Pa. ▪ Enrollment: 4,000
 Founded: 1960 ▪ Nickname: Pioneers ▪ Colors: Green & Gold
 Conference: American MidEast ▪ Home Field: Green Tree Park
 First Yr of Baseball: 1967-68 ▪ All-time record: 1,153-626-9
 NAIA WS App.: '74, '78, '79, '80, '86, '87, '88, '89, '90, '91, '98

Point Park University Baseball 2012 Team Notes

The 2012 edition of the Point Park Pioneers baseball team had a lot of makings for success coming off of last year's record of 38-13 and No. 23 ranking in the Final NAIA Top 25 Poll. Last year marked a step toward reclaiming Point Park's tradition of excellence in NAIA baseball even though it ended with the Pioneers being the first team left of the at-large bids to the Opening Rd.

The Pioneers returned three of four starting pitchers from last year's squad, and pitching has been the foundation for the 2012 season. Point Park ranks seventh in the NAIA in team ERA at 3.00 entering the tournament and each of its top five starters has an ERA under 2.55. Not only did the Pioneers return starting pitchers Derek Peluso (8-1), Sean Clark (6-0) and Ryan Loutsenhizer (5-0) from 2011, it also bolstered its staff with the additions of freshman Nate Spohn (8-0) and transfers Manny Perdomo (7-0) and Horacio Acosta (3-0). Also, senior closer Mike Tullio is back for his third year and is among the NAIA leaders with 13 saves this year.

Point Park returned only 3 of 9 hitters from last year's lineup but has successfully plugged those holes with a mix of transfers who have stepped in to help right away and backups turned starters this year. Lee Bodnar (3B), Dillon Sauers (SS) and Tom Pasinski (CF) all started last year. Tom Birko (2B) is back after shoulder surgery kept him out in 2011, and Rob Novia (LF) and Steve Dujka (1B) are full-time starters for the first time. Ossie Alfonzo (C) and Marlon Leyva (DH) transferred this year. Don McDuffee (RF) has started for injured Javy Marticorena (RF) since April.

Point Park had been ranked in the Top 10 in every regular season poll prior to being No. 12 in the Final Poll on May 6. The Pioneers debuted at No. 9 in the first-regular season poll (March 24) after being No. 26 in the preseason. Point Park got as high as No. 8 on April 3 at 28-3.

Point Park University Pioneers Numerical Roster

No.	Name	Pos.	Ht.	Wt.	Cl.	B/T	Hometown/High school/Prev. School
1	Phil Navatsyk	UT	5-9	155	So.	R/R	Chardon, Ohio/Chardon HS/Malone Univ.
2	Tom Birko	IF	5-10	180	So.	L/R	Kennedy Twp., Pa./Montour HS
3	Dillon Sauers	IF	5-10	160	Sr.	R/R	Bridgeville, Pa./South Fayette HS
4	Isaiah Marsh	RHP	6-0	170	So.	R/R	Clear Brook, Va./Keystone/Clearwater Christ.
5	Marlon Leyva	C	5-10	200	Jr.	R/R	Miami, Fla./Florida Christian HS/St. Thomas Univ.
6	Tom Pasinski	OF	6-0	175	Jr.	L/R	West Mifflin, Pa./West Mifflin HS/PSU-Behrend
7	Rob Novia	OF	5-8	180	Jr.	L/L	North Port, Fla./North Port HS
8	Don McDuffee	OF	6-0	185	Jr.	L/L	Champaign, Ill./Centennial HS/Lake Land (IL)
10	Javier Marticorena	OF	5-9	190	So.	R/R	Miami, Fla./American HS/St. Thomas Univ.
13	Michael Ganley	IF	5-9	165	So.	R/R	Bethel Park, Pa./Bethel Park HS/Duquesne Univ.
15	Ossie Alfonzo	C/IF	5-9	190	So.	R/R	Hialeah, Fla./Goleman HS/Miami Dade College
16	Mike Tullio	RHP	6-3	235	Sr.	R/R	Palm Beach Gardens, Fla./P.B. Gardens/P.B. CC
18	Tyler Cattapan	C	5-9	185	Jr.	R/R	Aurora, Ont./Cardinal Carter HS/Hill College
19	Jon Corcoran	IF/P	5-9	155	So.	R/R	Pittsburgh, Pa./Fox Chapel HS
20	Nathan Spohn	LHP	5-7	175	Fr.	L/L	Greensburg, Pa./Gbg. Salem/West Chester
21	Horacio Acosta	RHP	5-11	205	Jr.	R/R	Miami, Fla./Westwood Christ./Wabash Valley (IL)
22	Derek Peluso	RHP	6-2	205	Sr.	R/R	Zelenople, Pa./Seneca Valley HS
23	Jonathan Tasis	IF/C	6-1	195	So.	R/R	Hialeah, Fla./Mater Academy
25	Lee Bodnar	IF	5-11	195	Sr.	R/R	Chartiers, Pa./Chartiers Valley HS
27	Sean Clark	RHP	6-3	210	Jr.	R/R	Titusville, Pa./Titusville HS/Duquesne Univ.
29	Steve Dujka	IF/C	6-0	200	Sr.	R/R	St. Charles, Ill./Glenbard East HS/Elgin (Ill.) CC
30	Ryan Loutsenhizer	RHP	6-4	240	Jr.	R/R	North Huntingdon, Pa./Norwin HS
33	Josh Brooks	RHP	6-3	250	Jr.	R/R	Phoenix, Ariz./Shadow Mtn. HS/Ottawa (Kan.)
46	Manny Perdomo	RHP	6-1	200	So.	R/R	Hialeah, Fla./Ronald Reagan HS/St. Thomas

Head coach: Loren Torres, 3rd year (Trinity Int'l-South Florida '96) W-L at PPU: 83-46 (Career: 206-152-2)

Assistant coaches: Rocky Capobianco (4th year), Ryan Streno (3rd year); Bryan Neal (3rd year)

2012 PRESEASON INFORMATION

2011 record: 38-13 overall, 14-6 AMC

2011 AMC Reg. Season Finish: 1st of 6

2011 Playoff result: L, AMC Finals (MVNU, 4-3)

Preseason NAIA Rank: 26th (Nov. 15, 2011)

Letter winners Returning/Lost: 7/6

Position Starters Returning/Lost: 3/6

Starting Pitchers Returning/Lost: 3/1

2012 ROSTER BREAKDOWN

By Class: Seniors (5), Juniors (11), Sophomores (9), Freshmen (1)

By Position: Pitchers (10), Infielders (6), Outfielders (4), Catchers (3), Utility (1)

By Home State: PA (10), FL (8), IL (2), AZ (1), OH (1), VA (1), Canada (1)

2012 SCHEDULE

FEBRUARY (6-1)

24	at Martin Meth. (TN)	W, 10-7; W, 10-8
25	at #7 Cumberland (TN)	W, 3-2; L, 5-0
26	at Campbellsville (KY)	W, 6-4
28	at WV Tech	W, 3-2; W, 12-3

MARCH (22-2)

March 1-10 at RussMatt Central FL Invit.

4	vs. St. Xavier (IL)	W, 9-0
4	vs. Lourdes (OH)	W, 16-6
5	vs. CCSJ (IN)	W, 13-0; W, 13-3
6	vs. Olivet Naz. (IL)	W, 1-0; L, 3-2
8	vs. #23 Madonna (MI)	W, 4-2; L, 4-3
9	vs. Trinity Christian (IL)	W, 9-2
14	PSU-BEAV (1 gm)	W, 9-1; W, 4-1
17	at Salem Int'l	W, 5-2; W, 9-5
18	at Salem Int'l (1 gm)	W, 3-0
21	PSU-G.A.	W, 9-8; W, 10-6
23	SUNY-CANTON	W, 4-1; W, 12-2
24	SUNY-CANTON	Cancelled
27	WV TECH	W, 2-1; W, 9-6
30	HOUGHTON* (WPPP)	W, 19-0; W, 10-7
31	HOUGHTON*	W, 5-3; W, 7-0

APRIL (16-4)

4	at PSU-Beaver	W, 1-0; W, 14-4
6	MALONE	L, 3-0; L, 6-5 (8)
7	at Malone	L, 4-3; W, 4-2
10	at Clarion	W, 8-5; L, 10-5
11	at Glenville State	Cancelled
13	at Walsh*	W, 3-1; W, 11-6
15	WALSH*	W, 5-4; W, 6-2
18	SALEM INT'L	W, 17-0
20	FISHER*	W, 5-0; W, 10-2
21	FISHER*	W, 11-1 (5); Gm 2 PPD
26	at Notre Dame (OH)	W, 5-1; W, 6-4
27	GLENVILLE ST. (WPPP)	W, 8-1; W, 18-7

MAY (4-2)

May 1-4 at Unaffiliated Tourn., Kinston, N.C.

1	vs. Asbury	L, 5-4 (11)
2	vs. Fisher	W, 18-4
3	vs. Talladega (Ala.)	W, 2-0
3	vs. Indiana Southeast	W, 6-2
4	vs. Asbury	W, 15-7
4	vs. Asbury	L, 7-3

May 10-14 NAIA Opening Rd., Marion, Ind.

10	vs. #24 Taylor (IN)	4 p.m.
11	vs. TBA	TBA
12-14	vs. TBA (if necessary)	TBA

All Games DHs unless noted

Home Games in BOLD CAPS

Home games at Green Tree Park

2012 STARTING LINEUP

Batting Order		Avg.
2B	Tom Birko	.329
LF	Rob Novia	.343
3B	LEE BODNAR	.320
C	Ossie Alfonzo	.260
DH	Marlon Leyva	.331
1B	Steve Dujka	.269
CF	TOM PASINSKI	.340
RF	Don McDuffee	.304
SS	DILLON SAUERS	.286
Starting Pitchers		ERA
RHP	DEREK PELUSO	2.27
RHP	SEAN CLARK	2.55
LHP	Nate Spohn	2.18
RHP	Manny Perdomo	1.47

Returning Starters in BOLD CAS

Point Park University Baseball – 2012 Season Statistics (All Games)

Record: 48-9 Home: 20-2 Away: 17-3 Neutral: 11-4 Conference: 11-0


HITTING STATISTICS (Sorted by Batting Avg., Statistic minimums 50% of games and 2.0 AB per team game)

Player	AVG	GP-GS	AB	R	H	2B	3B	HR	RBI	TB	SLG%	BB	HBP	SO	GDP	OB%	SF	SH	SB-ATT	PO	A	E	FLD%
7 Novia, Rob.....	.343	55-52	166	34	57	9	0	1	39	69	.416	23	13	9	5	.454	3	11	3-5	75	2	1	.987
6 Pasinski, Tom....	.340	54-53	159	44	54	5	5	2	30	75	.472	26	0	33	1	.421	5	2	5-6	107	4	2	.982
5 Leyva, Marlon....	.331	56-54	169	39	56	10	0	1	27	69	.408	26	7	19	3	.438	1	1	5-5	134	6	2	.986
2 Birko, Tom.....	.329	53-52	173	40	57	10	1	0	39	69	.399	31	5	30	1	.435	5	0	11-13	94	102	14	.933
25 Bodnar, Lee.....	.320	56-56	194	45	62	19	0	2	44	87	.448	27	10	24	6	.423	3	0	1-2	25	84	21	.838
29 Dujka, Steve.....	.269	49-44	130	26	35	7	0	0	20	42	.323	25	5	30	0	.399	3	3	4-5	325	15	4	.988
15 Alfonzo, Ossie...	.260	55-55	169	25	44	7	0	1	31	54	.320	25	10	23	4	.385	1	2	3-5	162	19	2	.989

23 Tasis, Jonathan..	.403	30-14	62	14	25	5	2	0	19	34	.548	4	2	7	1	.449	1	0	0-0	45	5	4	.926
10 Marticorena, Javi	.384	37-36	112	26	43	11	1	7	34	77	.688	17	1	12	4	.466	1	1	2-2	77	3	2	.976
1 Navatsyk, Phil...	.351	31-11	37	24	13	0	0	0	5	13	.351	8	2	6	1	.479	1	0	3-5	14	27	8	.837
8 McDuffee, Don....	.304	45-24	69	35	21	2	1	0	21	25	.362	11	4	2	3	.419	2	3	5-7	36	2	0	1.000
3 Sauers, Dillon...	.286	41-41	112	30	32	5	1	0	24	39	.348	24	8	15	2	.441	1	0	4-5	58	124	13	.933
18 Cattapan, Tyler..	.250	17-5	20	6	5	0	0	1	10	8	.400	9	2	4	0	.500	1	1	2-2	28	0	0	1.000
13 Ganley, Michael..	.188	29-7	32	25	6	0	0	0	5	6	.188	11	4	3	0	.438	1	1	4-6	15	27	2	.955
Totals.....	.318	57-57	1611	415	512	90	11	15	350	669	.415	268	73	218	31	.431	29	25	52-68	1222	496	81	.955
Opponents.....	.268	57-57	1621	182	434	81	7	13	164	568	.350	109	34	270	24	.325	10	23	34-44	1162	449	128	.926












PITCHING STATISTICS (Sorted by Earned Run Average)

Player	ERA	W-L	APP	GS	CG	SHO/CBO	SV	IP	H	R	ER	BB	SO	2B	3B	HR	AB	B/Avg	WP	HBP	BK	SFA	SHA
19 Corcoran, Jon....	0.00	1-0	7	0	0	0/0	2	11.2	8	3	0	4	5	3	0	0	41	.195	0	0	0	0	0
46 Perdomo, Manny...	1.47	7-0	9	9	2	1/2	0	55.0	36	15	9	21	43	6	1	1	201	.179	2	7	0	1	3
21 Acosta, Horacio...	1.59	3-0	8	0	0	0/1	1	17.0	16	4	3	8	10	2	0	0	67	.239	0	1	0	0	0
16 Tullio, Mike.....	1.76	5-4	26	0	0	0/3	13	46.0	59	16	9	6	16	9	0	1	183	.322	0	4	0	3	3
20 Spohn, Nathan....	2.18	8-0	10	10	4	1/1	0	57.2	56	16	14	16	30	9	0	0	224	.250	1	2	1	2	3
22 Peluso, Derek....	2.27	8-1	12	11	3	2/1	0	67.1	62	24	17	19	67	17	0	3	255	.243	1	7	1	1	3
27 Clark, Sean.....	2.55	6-0	9	9	2	1/0	0	53.0	48	17	15	6	40	7	0	1	201	.239	0	8	0	1	2
33 Brooks, Josh.....	4.67	3-0	6	3	1	0/0	1	17.1	27	13	9	4	15	4	0	0	82	.329	0	1	0	0	1
12 Rodriguez, Ben...	5.40	0-1	1	1	0	0/0	0	1.2	2	1	1	1	0	0	0	7	.286	0	0	0	0	0	
4 Marsh, Isaiah....	5.91	1-3	11	4	1	0/0	1	35.0	50	29	23	12	31	12	3	1	154	.325	4	1	0	1	5
30 Loutsenhizer, Rya	7.09	5-0	9	9	0	0/0	0	45.2	70	44	36	12	13	12	3	6	206	.340	2	3	0	1	3
Totals.....	3.00	47-9	57	56	13	10/4	18	407.1	434	182	136	109	270	81	7	13	1621	.268	10	34	2	10	23
Opponents.....	7.25	9-47	57	56	11	2/0	3	387.1	512	415	312	268	218	90	11	15	1611	.318	54	73	8	29	25



2012 Point Park Baseball: Front Row (L to R): Nate Spohn, Javier Marticorena, Lee Bodnar, Tom Birko, Tyler Cattapan, Phil Navatsyk, Rob Novia, Dillon Sauers and Ben Rodriguez. **Middle Row (L to R):** Manny Perdomo, Jonathan Tasis, Marlon Leyva, Jon Corcoran, Tom Pasinski, Mike Ganley, Ossie Alfonzo, Horacio Acosta, Steve Dujka and Ben Wiedemer. **Back Row (L to R):** Head Coach Loren Torres, Assistant Coach Rocky Capobianco, Jon Burns, Mike Tullio, Ryan Loutsenhizer, Sean Clark, Derek Peluso, Josh Brooks, Don McDuffee, Isaiah Marsh, Assistant Coach Ryan Streno and Assistant Coach Bryan Neal.

POINT PARK BASEBALL – YEAR-BY-YEAR RECORDS

YEAR	RECORD	COACH	POSTSEASON
1968	4-8	Frank Gustine	
1969	12-10	Frank Gustine	District 18 Runner-up
1970	17-8	Frank Gustine	District 18 Playoffs
1971	17-9	Frank Gustine	District 18 Runner-up
1972	14-3	Frank Gustine	District 18 Playoffs
1973	20-3	Frank Gustine	District 18 Champion, Area 8 Runner-up
1974	19-5	Frank Gustine	District 18 Champion, Area 8 Champion, NAIA World Series, 4th place 
1975	12-8	Barry Hanburger	District 18 Playoffs
1976	23-9	Barry Hanburger	District 18 Champion, Area 8 Runner-up
1977	23-7	Barry Hanburger	District 18 Runner-up
1978	31-4	Barry Hanburger	District 18 Champion, Area 8 Champion, NAIA World Series, 5th place 
1979	28-5	Ben Fiori	District 18 Champion, Area 8 Champion, NAIA World Series, 3rd place 
1980	24-6	Ben Fiori	District 18 Champion, Area 8 Champion, NAIA World Series, 8th place 
1981	21-12	Ben Fiori	District 18 Playoffs
1982	25-13	Ben Fiori	District 18 Playoffs
1983	12-14-1	Ben Fiori	District 18 Champion, Area 8 Runner-up
1984	21-7	Mark Jackson	District 18 Runner-up
1985	42-9	Mark Jackson	District 18 Champion, Area 8 Runner-up
1986	51-8	Mark Jackson	District 18 Champion, Area 8 Champion, NAIA World Series, 3rd place 
1987	49-8	Mark Jackson	District 18 Champion, Area 8 Champion, NAIA World Series, 7th place 
1988	39-13	Mark Jackson	District 18 Champion, Area 8 Champion, NAIA World Series, 9th place 
1989	40-5-1	Mark Jackson	District 18 Champion, Area 8 Champion, NAIA World Series, 9th place 
1990	49-5	Mark Jackson	District 18 Champion, Area 8 Runner-up
1991	37-15-3	Jeff Minick	District 18 Champion, Area 8 Champion, NAIA World Series, 9th place 
1992	20-22	Joe Schaly	District 18 Champion, Area 8, 3 rd place
1993	21-26	Joe Schaly	District 18 Runner-up
1994	35-22	Joe Schaly	District 18, Champion, Northeast Regional Runner-up
1995	26-27-1	Joe Schaly	KECC Runner-up, Northeast Region-South Section, 3 rd place
1996	31-18	Joe Schaly	KECC Champion-South Region, 2 nd place
1997	32-23	Joe Schaly	KECC Champion-Northeast Region, 2 nd place
1998	46-6-2	Mark Jackson	KECC Champion-Northeast Region, NAIA World Series, 7th place 
1999	27-12	Mark Jackson	NAIA Independent Tournament Champion
2000	31-14-1	Mark Jackson	NAIA Region IX Playoffs
2001	34-11	Mark Jackson	AMC Regular Season Champion, NAIA Region IX Playoffs
2002	14-21	Mark Jackson	
2003	17-26	Al Liberi	NAIA Region IX 3 rd place
2004	21-15	Al Liberi	AMC tournament, AMC-North Division 2 nd place
2005	14-26	Al Liberi	
2006	17-32	Al Liberi	
2007	15-20	Al Liberi	
2008	10-30	Al Liberi	
2009	13-33	Al Liberi	
2010	13-26	Loren Torres	
2011	38-13	Loren Torres	AMC Tournament Finals, AMC Regular Season Champs
2012	48-9	Loren Torres	AMC Reg. Season Champs, NAIA Opening Rd App. 
Total	1,105-617-9 (.641)		

ALL-TIME COACHES RECORDS (Sorted by total wins)

Coach	Year coached	Wins	Losses	Ties	Pct.
Mark Jackson	1984-90, 1998-2002	443	119	4	.783
Joe Schaly	1992-97	165	138	1	.545
Ben Fiori	1979-83	110	50	1	.683
Al Liberi	2003-09	107	182	0	.370
Frank Gustine	1968-74	103	46	0	.691
Loren Torres	2010-present	99	48	0	.673
Barry Hanburger	1975-78	89	28	0	.760
Jeff Minnick	1991	37	15	3	.672
Total		1,105	617	9	.641

Scouting the Marion, Ind., Bracket — NAIA Baseball National Championship Opening Round

May 10-14 at Indiana Wesleyan University (Wildcat Field) • Five Teams, Double-Elimination

#1 Concordia University Eagles (Irvine, Calif.) • NAIA Rank: No. 9 • 37-16 overall, 22-10 GSAC



Qualification: GSAC Tournament Champ. NAIA Opening Round Appearance: 2nd (Record: 3-0).
NAIA World Series Appearances: 2 (Record: 6-3, World Series title 2011)

Summary — The Eagles are the defending NAIA World Series champions, and they went from unranked to the 2011 title. They were preseason No. 2 in the NAIA rankings this year, and enter the national tournament ranked No. 9 in the country at 37-16 overall. Concordia won the Golden State Athletic Conference Tournament title to qualify for NAIA. The Eagles knocked off NAIA No. 4 Azusa Pacific on the way to the title. Concordia is in the national tournament for the fifth time (2006, 2009-12) and has reached two NAIA World Series. From last year's team, the Eagles lost an All-American DH/1B, a World Series MVP outfielder, a starting catcher and a starting pitcher. NAIA All-American Bryan Nicholson (1B/DH) was drafted by the Giants, and starting catcher John Hill (C) was drafted by the Phillies.

Key Stats — The Eagles hit .321 as a team and rank highly in the NAIA in triples and stolen bases with good team speed. The Eagles average 2.4 stolen bases per game. Concordia averages 7.2 runs per game and slugs .467 as a team. The team ERA is 4.58, and opponents hit .293 off of Eagles pitching.

Top Players — John Doering (CF) hits .390 with 12 RBIs and is 17-21 in SBs; Kyle Konicek (LF) hits .359 with 41 RBIs and is 20-22 in SBs; Aaron Gates (DH) hits .347 with 11 HR and 41 RBIs and a robust .763 slugging %; Ty Holm (RF) hits .340 with 27 RBIs and is 28-34 in SBs.

Top Pitchers — Jake Hovis (RHP) is 6-4 with a 3.70 ERA in 12 starts; Thomas Hoenshell (RHP) is 7-2 with a 4.06 ERA in 12 starts, Brent Clapper (RHP) is 7-2 with a 4.20 ERA in 13 starts. Top reliever is Sean Buford at 7-0, 3.77 ERA, 5 saves.

#3 Taylor University Trojans (Upland, Ind.) • NAIA Rank: No. 24 • 37-18 overall, 28-7 MCC



Qualification: MCC Regular Season Champ. NAIA Opening Round Appearance: 3rd (Record: 2-4).
NAIA World Series Appearances: 1 (Record: 1-2)

Summary — The Trojans are the regular season champions of the Mid-Central College Conference and are ranked No. 24 in the Final NAIA Top 25 Poll. Taylor was the runner-up in the MCC Tournament to Marion, Ind., bracket No. 4 Mt. Vernon Nazarene. Both MCC teams were put in the Marion, Ind., bracket as part of the MCC winning an Opening Rd. host bid.

Key Stats — Taylor plays good defense as its .965 fielding percentage ranks 10th in the NAIA. The Trojans hit .307 as a team and have 37 home runs. Taylor averages 6.8 runs per game and gives up 3.9 runs per game. Taylor has a team ERA of 4.07 and allows its opponents to hit .279.

Top Players — Rhett Goodmiller (C) hits .420 with 1 HR and 29 RBIs; Ryne Otis (1B) hits .359 with 10 HR and 52 RBIs; Jordan Coffey (P/OF) hits .335 with 7 HR and 53 RBIs; Ian Nielsen (OF) hits .296 with 11 HR and 52 RBIs.

Top Pitchers — Ryan Baker (LHP) is 7-2 with a 2.44 ERA in 11 starts; Travis Tomaszewski (RHP) is 4-2 with a 5.91 ERA in 12 starts; Derek Kinzer (RHP) is 5-2 with a 2.82 ERA in nine starts; Taylor Luna (RHP) is 7-3 with a 3.88 ERA in nine starts. Top reliever Caleb Miller (RHP) is 3-0 with a 2.51 ERA in 43 IP.

#4 Mt. Vernon Nazarene Univ. Cougars (Mt. Vernon, OH) • NAIA Rank: NR • 33-18 ovr, 21-13 MCC



Qualification: MCC Regular Tourney Champ. NAIA Opening Round Appearance: 3rd (Record: 3-4).
NAIA World Series Appearances: 2 (Record: 3-4)

Summary — The Cougars are in the NAIA Opening Round for the third time in a row. They are in this time as the Mid-Central College Conference Tournament champions. Mt. Vernon Nazarene used to be in the American Midwest Conference but made the move this year. The Cougars won the AMC Tournament over Point Park in 2011.

Key Stats — Mt. Vernon Nazarene hits .340 as a team — the highest in the Marion, Ind., bracket. The Cougars have 8 starters who hit over .319. The Cougars also have a strong pitching staff with a 3.36 team ERA. Opponents hit .259 off the Cougars.

Top Players — Jordan Doherty (IF) hits .375 with 3 HR and 28 RBIs; Jeff Stone (IF) hits .366 with 3 HR and 48 RBIs; Jake Dickerson (OF) hits .355 with 6 HR and 39 RBIs.

Top Pitchers — Kyle Barr (RHP) is 8-2 with a 1.71 ERA in 12 starts; Mike Koschheiser (RHP) is 7-1 with a 3.21 ERA; Justin Brown (LHP) is 6-4 with a 3.80 ERA in 12 starts. Top reliever is Jeff Estep at 4-2 with a 2.35 ERA and four saves.

#5 Doane College Tigers (Crete, Neb.) • NAIA Rank: NR • 33-19 overall, 16-4 GPAC



Qualification: Great Plains Ath. Conf. Reg. Season Champ. NAIA Opening Rd App.: 2nd (Record: 1-2).
NAIA World Series Appearances: 0 (Record: 0-0)

Summary — The Tigers are in the NAIA Opening Rd as the regular season champion of the Great Plains Athletic Conference. Doane is in the national tournament for the second time although they've never been to the NAIA World Series. The Tigers are in the middle of a strong two-year run. They went to the NAIA Opening Rd as the GPAC Tournament champion and the GPAC regular season champion last year.

Key Stats — The Tigers have a good pitching staff as their opponent's batting average of .235 ranks 12th in the NAIA. Doane is 18th in the country with a team ERA of 3.42. On offense, Doane hits only .293 with a .374 on-base percentage.

Top Players — Anthony Hincy (SS) hits .331 with 1 HR and 29 RBIs; Mike Albert (OF) hits .331 with 4 HR and 40 RBIs. **Top Pitchers** — Chance Brull (RHP) is 8-3 with a 1.71 ERA and eight complete games in 10 starts; Tim Carlson (LHP) is 9-1 with a 2.00 ERA in 10 starts. Elliott Engle (RHP) is 7-2 with a 2.91 ERA.