


POINT PARK UNIVERSITY BASEBALL

2012 Avista-NAIA World Series

Media Information Guide



(51-9, 11-0 AMC)



NAIA Rank: 12th (May 6) • NAIA Qualification: At-large No. 4

Quick Facts — Location: Pittsburgh, Pa. • Enrollment: 4,000

Founded: 1960 • Nickname: Pioneers • Colors: Green & Gold

Conference: American Midwest • Home Field: Green Tree Park

First Yr of Baseball: 1967-68 • All-time record: 1,156-626-9

NAIA WS App.: '74, '78, '79, '80, '86, '87, '88, '89, '90, '91, '98, '12

Pioneers going back to the NAIA World Series for 11th time after winning Marion, Ind. bracket

PITTSBURGH (May 14, 2012) — The Point Park Pioneers are going back to the NAIA World Series for the 11th time in school history and the first time since 1998 after winning the Marion, Ind., bracket of the NAIA Baseball National Championship Opening Round May 10-12. The Pioneers, 51-9 overall and ranked No. 12 in the Final NAIA Baseball Coaches Top 25 Poll, are seeded seventh in the 10-team NAIA World Series bracket. The Pioneers open World Series play with the very first game of the tournament versus College of Idaho (41-19) on Friday, May 25 at 9 a.m. PT. The NAIA World Series is being held in Lewiston, Idaho, on the campus of host team and No. 6 seed Lewis-Clark State College.

Point Park, under third-year coach Loren Torres, reached Lewiston, Idaho, by sweeping through the five-team, Marion, Ind., bracket with a 3-0 record. The Pioneers beat NAIA No. 24 Taylor (Ind.), the No. 3 seed, 3-2, and then beat upset minded No. 5 seed Doane (Neb.), 9-1 and 7-5, on their way to the title.

Point Park has the second-best record in the NAIA and is tied for second in the country in total victories. The Pioneers had been ranked in the NAIA top 10 the entire season before dropping down to No. 12 following a runner-up finish at the Unaffiliated East Coast Tournament May 1-4 in Kinston, N.C. Point Park enters the World Series as winners of 19 of its last 21 games.

Point Park boasts a strong pitching staff that ranks seventh in the NAIA with a team ERA of 2.96. The Pioneers' top four starters all have an ERA under 2.55. Offensively, Point Park ranks 17th in the country with 7.4 runs per game. The Pioneers hit .319 as a team and are patient at the plate with a team on-base percentage of .431 and 285 walks drawn in 60 games. (4.8/game).

2012 Avista-NAIA World Series Participants

Seed/ School	Record	WS App.	NAIA Rank*
#1 LSU-Shreveport	51-4	5	1st
#2 Lee (Tenn.)	54-9-1	7	2nd
#3 Oklahoma City	47-10	14	3rd
#4 Tennessee Wesleyan	48-11	3	6th
#5 Embry Riddle (Fla.)	43-16	11	8th
#6 Lewis-Clark St. (ID)	41-12	31	10th
#7 Point Park (Pa.)	51-9	11	12th
#8 S. Carolina-Beaufort	40-14	First	15th
#9 Rogers St. (Okla.)	45-14	First	23rd
#10 Coll. of Idaho	41-19	5	RV

* NAIA Rank is the ranking in the Final Top 25 Poll May 6

Point Park Pioneers in the NAIA World Series

'74, '78, '79, '80, '86, '87, '88, '89, '91, '98, 2012

The Pioneers rank tied for fourth all time with 11 appearances in the NAIA World Series. This year, they are going back for the first time since 1998. Before that, Point Park set a torrid pace of reaching the NAIA World Series 10 times in the 25 years from 1974-98. Point Park's tradition of success includes an all-time record of 1,156-626-9 entering the World Series. Point Park's best finishes in the NAIA World Series include placing third at the 1979 and 1986 tournaments. The Pioneers have a record of 10-20 in World Series games. In this year's World Series field, the Pioneers are tied for third in most appearances.



#12 Point Park (51-9, 11-0 AMC)

Follow the Pioneers online www.PointPark.edu/Athletics
 Twitter: @PointParkSports • Facebook: PointParkAthletics
 Sports Info Contact: Kevin Taylor, SID • 724-549-3427 (cell)
ktaylor@pointpark.edu • 201 Wood St, Pittsburgh, Pa. 15222

Point Park University Baseball 2012 Season Recap

The 2012 Point Park Pioneers have made it to the NAIA World Series with much of the same pitching staff that it had last year but a batting order with several new faces. The Pioneers are on a strong, two-year run that included going 38-13 in 2011. Although ranked No. 23 in the final NAIA Poll, the Pioneers were the first team left out at-large bids to the NAIA Opening Round last season. But the Pioneers broke through this year and are once again on the national stage in NAIA baseball.

Third-year head coach Loren Torres has the Pioneers on the rise since being hired in May of 2009. Torres, a native of Miami, Fla., who had been the head coach at Judson (Ill.) for five years, has infused the program with discipline, a hard-working attitude and an expanded recruiting base. After going 13-26 in Torres' first year of 2010, the Pioneers had a breakout year last season.

The 2011 season included a group of six position starters who were seniors. That group fought hard to put Point Park on the map once again. Those seniors achieved highly to reverse the fortunes of a program that experienced close to a decade of seasons that weren't up to the high standard of Pioneers baseball. Although the Pioneers had to replace those spots in the batting order, they were fortunate to have virtually all of their pitching returning for 2012.

The Pioneers welcomed back 3 of 4 starting pitchers and their closer for this year, and they added a couple of key arms to put them over the top. The batting order was filled out with a mix of transfers who were inserted as starters right away and backups who won jobs for the first time.

Point Park had been ranked in the Top 10 in every regular season poll prior to being No. 12 in the Final Poll on May 6. The Pioneers were No. 9 in the first-regular season poll (March 24) after being No. 26 in the preseason. Point Park got as high as No. 8 on April 3 at 28-3. (cont. on Page 5)

Point Park University Pioneers Numerical Roster

No.	Name	Pos.	Ht.	Wt.	Cl.	B/T	Hometown/High school/Prev. School
1	Phil Navatsyk	UT	5-9	155	So.	R/R	Chardon, Ohio/Chardon HS/Malone Univ.
2	Tom Birko	IF	5-10	180	So.	L/R	Kennedy Twp., Pa./Montour HS
3	Dillon Sauers	IF	5-10	160	Sr.	R/R	Bridgeville, Pa./South Fayette HS
4	Isaiah Marsh	RHP	6-0	170	So.	R/R	Clear Brook, Va./Keystone/Clearwater Christ.
5	Marlon Leyva	C	5-10	200	Jr.	R/R	Miami, Fla./Florida Christian HS/St. Thomas Univ.
6	Tom Pasinski	OF	6-0	175	Jr.	L/R	West Mifflin, Pa./West Mifflin HS/PSU-Behrend
7	Rob Novia	OF	5-8	180	Jr.	L/L	North Port, Fla./North Port HS
8	Don McDuffee	OF	6-0	185	Jr.	L/L	Champaign, Ill./Centennial HS/Lake Land (IL)
10	Javier Marticorena	OF	5-9	190	So.	R/R	Miami, Fla./American HS/St. Thomas Univ.
13	Michael Ganley	IF	5-9	165	So.	R/R	Bethel Park, Pa./Bethel Park HS/Duquesne Univ.
15	Ossie Alfonso	C/IF	5-9	190	So.	R/R	Hialeah, Fla./Goleman HS/Miami Dade College
16	Mike Tullio	RHP	6-3	235	Sr.	R/R	Palm Beach Gardens, Fla./P.B. Gardens/P.B. CC
18	Tyler Cattapan	C	5-9	185	Jr.	R/R	Aurora, Ont./Cardinal Carter HS/Hill College
19	Jon Corcoran	IF/P	5-9	155	So.	R/R	Pittsburgh, Pa./Fox Chapel HS
20	Nathan Spohn	LHP	5-7	175	Fr.	L/L	Greensburg, Pa./Gbg. Salem/West Chester
21	Horacio Acosta	RHP	5-11	205	Jr.	R/R	Miami, Fla./Westwood Christ./Wabash Valley (IL)
22	Derek Peluso	RHP	6-2	205	Sr.	R/R	Zelienople, Pa./Seneca Valley HS
23	Jonathan Tasis	IF/C	6-1	195	So.	R/R	Hialeah, Fla./Mater Academy
25	Lee Bodnar	IF	5-11	195	Sr.	R/R	Chartiers, Pa./Chartiers Valley HS
27	Sean Clark	RHP	6-3	210	Jr.	R/R	Titusville, Pa./Titusville HS/Duquesne Univ.
29	Steve Dujka	IF/C	6-0	200	Sr.	R/R	St. Charles, Ill./Glenbard East HS/Elgin (Ill.) CC
30	Ryan Loutsenhizer	RHP	6-4	240	Jr.	R/R	North Huntingdon, Pa./Norwin HS
33	Josh Brooks	RHP	6-3	250	Jr.	R/R	Phoenix, Ariz./Shadow Mtn. HS/Ottawa (Kan.)
46	Manny Perdomo	RHP	6-1	200	So.	R/R	Hialeah, Fla./Ronald Reagan HS/St. Thomas

Head coach: Loren Torres, 3rd year (Trinity Int'l-South Florida '96) W-L at PPU: 102-48 (Career: 209-152-2)

Assistant coaches: Rocky Capobianco (4th year), Ryan Streno (3rd year); Bryan Neal (3rd year)

2012 PRESEASON INFORMATION

2011 record: 38-13 overall, 14-6 AMC

2011 AMC Reg. Season Finish: 1st of 6

2011 Playoff result: L, AMC Finals (MVNU, 4-3)

Preseason NAIA Rank: 26th (Nov. 15, 2011)

Letter winners Returning/Lost: 7/6

Position Starters Returning/Lost: 3/6

Starting Pitchers Returning/Lost: 3/1

2012 ROSTER BREAKDOWN

By Class: Seniors (5), Juniors (11), Sophomores (9), Freshmen (1)

By Position: Pitchers (10), Infielders (6), Outfielders (4), Catchers (3), Utility (1)

By Home State: PA (10), FL (8), IL (2), AZ (1), OH (1), VA (1), Canada (1)

2012 SCHEDULE

FEBRUARY (6-1)

24	at Martin Meth. (TN)	W, 10-7; W, 10-8
25	at #7 Cumberland (TN)	W, 3-2; L, 5-0
26	at Campbellsville (KY)	W, 6-4
28	at WV Tech	W, 3-2; W, 12-3

MARCH (22-2)

March 1-10 at RussMatt Central FL Invit.

4	vs. St. Xavier (IL)	W, 9-0
4	vs. Lourdes (OH)	W, 16-6
5	vs. CCSJ (IN)	W, 13-0; W, 13-3
6	vs. Olivet Naz. (IL)	W, 1-0; L, 3-2
8	vs. #23 Madonna (MI)	W, 4-2; L, 4-3
9	vs. Trinity Christian (IL)	W, 9-2
14	PSU-BEAVER	W, 9-1; W, 4-1
17	at Salem Int'l	W, 5-2; W, 9-5
18	at Salem Int'l (1 gm)	W, 3-0
21	PSU-G.A.	W, 9-8; W, 10-6
23	SUNY-CANTON	W, 4-1; W, 12-2
27	WV TECH	W, 2-1; W, 9-6
30	HOUGHTON*	W, 19-0; W, 10-7
31	HOUGHTON*	W, 5-3; W, 7-0

APRIL (16-4)

4	at PSU-Beaver	W, 1-0; W, 14-4
6	MALONE	L, 3-0; L, 6-5 (8)
7	at Malone	L, 4-3; W, 4-2
10	at Clarion	W, 8-5; L, 10-5
13	at Walsh*	W, 3-1; W, 11-6
15	WALSH*	W, 5-4; W, 6-2
18	SALEM INT'L	W, 17-0
20	FISHER*	W, 5-0; W, 10-2
21	FISHER*	W, 11-1 (5); Gm 2 PPD
26	at Notre Dame (OH)	W, 5-1; W, 6-4
27	GLENNVILLE ST.	W, 8-1; W, 18-7

MAY (7-2)

May 1-4 at Unaffiliated Tourn., Kinston, N.C.

1	vs. Asbury (Ky.)	L, 5-4 (11)
2	vs. Fisher (Mass.)	W, 18-4
3	vs. Talladega (Ala.)	W, 2-0
3	vs. Indiana Southeast	W, 6-2
4	vs. Asbury (Ky.)	W, 15-7
4	vs. Asbury (Ky.)	L, 7-3

May 10-14 NAIA Opening Rd., Marion, Ind.

10	vs. #24 Taylor (Ind.) (1st Rd)	W, 3-2
11	vs. Doane (Neb.) (Semis)	W, 9-1
12	vs. Doane (Neb.) (Finals)	W, 7-5
May 25-June 1 NAIA World Series, Lewiston, ID		
May 25 vs. Coll. of Idaho 9 a.m. PT		
May 26 vs. TBA 12 p.m. or 3 p.m. PT		

All Games DHs unless noted

Home Games in BOLD CAPS

Home games at Green Tree Park

*American Mid-East Conference Game

2012 STARTING LINEUP

Batting Order		Avg.
2B	Tom Birko	.343
LF	Rob Novia	.337
3B	LEE BODNAR	.333
C	Ossie Alfonso	.251
DH	Marlon Leyva	.320
1B	Steve Dujka	.259
CF	TOM PASINSKI	.351
RF	Don McDuffee	.316
SS	DILLON SAUERS	.292
Starting Pitchers		ERA
RHP	DEREK PELUSO	2.23
RHP	SEAN CLARK	2.55
LHP	Nate Spohn	2.29
RHP	Manny Perdomo	1.47

Returning Starters in BOLD CAS

Point Park University Baseball – 2012 Season Statistics (All Games)

Record: 51-9 Home: 20-2 Away: 17-3 Neutral: 14-4 Conference: 11-0


HITTING STATISTICS (Sorted by Batting Avg., Statistic minimums 50% of games and 2.0 AB per team game)

Player	AVG	GP-GS	AB	R	H	2B	3B	HR	RBI	TB	SLG%	BB	HBP	SO	GDP	OB%	SF	SH	SB-ATT	PO	A	E	FLD%
6 Pasinski, Tom....	.351	57-56	171	49	60	6	5	2	31	82	.480	27	0	33	1	.429	5	2	5-6	118	4	2	.984
2 Birko, Tom.....	.343	56-55	181	44	62	10	1	0	44	74	.409	36	5	30	1	.454	5	1	11-13	105	107	14	.938
7 Novia, Rob.....	.337	58-55	175	34	59	10	0	1	42	72	.411	27	13	12	6	.454	3	13	3-5	81	2	1	.988
25 Bodnar, Lee.....	.333	59-59	207	46	69	21	0	2	47	96	.464	28	10	25	6	.431	3	0	1-2	27	86	23	.831
5 Leyva, Marlon....	.320	59-57	181	41	58	10	0	1	27	71	.392	28	7	19	4	.429	1	1	6-6	145	6	3	.981
3 Sauers, Dillon...	.292	44-44	120	33	35	6	1	0	26	43	.358	27	8	15	2	.449	1	0	4-5	63	133	14	.933
29 Dujka, Steve.....	.259	52-47	143	26	37	7	0	0	20	44	.308	25	5	33	0	.381	3	3	4-5	340	16	4	.989
15 Alfonzo, Ossie...	.251	58-58	183	25	46	7	0	1	33	56	.306	25	10	26	4	.370	1	2	3-5	172	20	2	.990

23 Tasis, Jonathan..	.397	31-14	63	14	25	5	2	0	19	34	.540	4	2	7	1	.443	1	0	0-0	45	5	4	.926
10 Marticorena, Javy	.384	37-36	112	26	43	11	1	7	34	77	.688	17	1	12	4	.466	1	1	2-2	77	3	2	.976
1 Navatsyk, Phil...	.351	32-11	37	25	13	0	0	0	5	13	.351	8	2	6	1	.479	1	0	3-5	14	27	8	.837
8 McDuffee, Don....	.316	48-27	79	38	25	2	1	0	22	29	.367	12	5	3	3	.429	2	3	5-7	45	2	0	1.000
18 Cattapan, Tyler..	.238	18-5	21	6	5	0	0	1	10	8	.381	9	2	4	0	.485	1	1	2-2	28	0	0	1.000
13 Ganley, Michael..	.212	32-7	33	25	7	1	0	0	5	8	.242	11	4	3	0	.449	1	1	4-7	15	27	2	.955
Totals.....	.319	60-60	1713	434	546	96	11	15	367	709	.414	285	74	229	33	.431	29	28	53-70	1303	517	85	.955
Opponents.....	.265	60-60	1721	190	456	83	7	13	172	592	.344	123	36	290	24	.325	11	26	34-44	1237	484	132	.929

PITCHING STATISTICS (Sorted by Earned Run Average)

Player	ERA	W-L	APP	GS	CG	SHO/CBO	SV	IP	H	R	ER	BB	SO	2B	3B	HR	AB	B/Avg	WP	HBP	BK	SFA	SHA
19 Corcoran, Jon....	0.00	1-0	7	0	0	0/0	2	11.2	8	3	0	4	5	3	0	0	41	.195	0	0	0	0	0
21 Acosta, Horacio..	1.31	3-0	9	0	0	0/1	2	20.2	17	4	3	9	15	2	0	0	77	.221	0	1	0	0	0
46 Perdomo, Manny...	1.47	7-0	9	9	2	1/2	0	55.0	36	15	9	21	43	6	1	1	201	.179	2	7	0	1	3
16 Tullio, Mike.....	1.92	6-4	28	0	0	0/3	14	51.2	66	19	11	8	19	9	0	1	209	.316	0	4	2	3	3
22 Peluso, Derek....	2.23	9-1	13	12	3	2/1	0	72.2	66	25	18	22	73	17	0	3	274	.241	1	7	1	1	4
20 Spohn, Nathan....	2.29	8-0	11	11	4	1/1	0	63.0	61	18	16	20	31	10	0	0	245	.249	1	2	1	2	3
27 Clark, Sean.....	2.55	7-0	10	10	2	1/0	0	60.0	53	19	17	10	45	8	0	1	225	.236	0	10	0	2	4
33 Brooks, Josh.....	4.67	3-0	6	3	1	0/0	1	17.1	27	13	9	4	15	4	0	0	82	.329	0	1	0	0	1
12 Rodriguez, Ben...	5.40	0-1	1	1	0	0/0	0	1.2	2	1	1	1	0	0	0	0	7	.286	0	0	0	0	0
4 Marsh, Isaiah....	5.91	1-3	11	4	1	0/0	1	35.0	50	29	23	12	31	12	3	1	154	.325	4	1	0	1	5
30 Loutsenhizer, Ryan	7.09	5-0	9	9	0	0/0	0	45.2	70	44	36	12	13	12	3	6	206	.340	2	3	0	1	3
Totals.....	2.96	50-9	60	59	13	10/4	20	434.1	456	190	143	123	290	83	7	13	1721	.265	10	36	4	11	26
Opponents.....	7.18	9-50	60	59	11	2/0	3	412.1	546	434	329	285	229	96	11	15	1713	.319	55	74	9	29	28



2012 Point Park Baseball: Front Row (L to R): Nate Spohn, Javier Marticorena, Lee Bodnar, Tom Birko, Tyler Cattapan, Phil Navatsyk, Rob Novia, Dillon Sauers and Ben Rodriguez. **Middle Row (L to R):** Manny Perdomo, Jonathan Tasis, Marlon Leyva, Jon Corcoran, Tom Pasinski, Mike Ganley, Ossie Alfonzo, Horacio Acosta, Steve Dujka and Ben Wiedemer. **Back Row (L to R):** Head Coach Loren Torres, Assistant Coach Rocky Capobianco, Jon Burns, Mike Tullio, Ryan Loutsenhizer, Sean Clark, Derek Peluso, Josh Brooks, Don McDuffee, Isaiah Marsh, Assistant Coach Ryan Streno and Assistant Coach Bryan Neal.

Point Park University Baseball – 2012 Game by Game Results (All Games)

Record: 51-9 Home: 20-2 Away: 17-3 Neutral: 14-4 Conference: 11-0

Game date	Opposing team	Score	r	h	e	r	h	e	Inns	Overall	Conference	Pitcher of record	Attend	Time
-----	-----	----	-----	-----	-----	-----	-----	-----	----	-----	-----	-----	-----	-----
Feb 24, 2012	at Martin Methodist	W 10-7	10	12	2	7	11	2	7	1- 0- 0	0- 0- 0	Peluso (W 1-0)	NA	
Feb 24, 2012	at Martin Methodist	W 10-8	10	10	4	8	6	3	7	2- 0- 0	0- 0- 0	Loutsenhizer (W)	NA	
Feb 25, 2012	at #7 Cumberland (TN)	W 3-2	3	6	1	2	8	4	(8)	3- 0- 0	0- 0- 0	Tullio (W 1-0)	89	2:10
Feb 25, 2012	at #7 Cumberland (TN)	0-5 L	0	0	1	5	6	0	7	3- 1- 0	0- 0- 0	Rodriguez (L)	101	
Feb 26, 2012	at Campbellsville (KY)	W 6-4	6	7	1	4	11	2	7	4- 1- 0	0- 0- 0	Spohn (W 1-0)	NA	
Feb.28, 2012	at West Virginia Tech	W 3-2	3	5	0	2	4	3	7	5- 1- 0	0- 0- 0	Perdomo (W 1-0)	NA	
Feb.28, 2012	at West Virginia Tech	W 12-3	12	10	1	3	6	3	7	6- 1- 0	0- 0- 0	Brooks (W 1-0)	NA	
\$March 5,2012	vs Saint Xavier	W 0-0	T 0	0	0	0	0	0	9	7- 1- 0	0- 0- 0	None	0	FORF
\$March 4,2012	vs Lourdes University	W 16-6	16	14	2	6	13	5	8	8- 1- 0	0- 0- 0	Tullio (W)	200	3:00
\$March 5,2012	vs Calumet of St. Joe's	W 13-0	13	6	1	0	4	5	7	9- 1- 0	0- 0- 0	Perdomo (W 2-0)	NA	
\$March 5,2012	vs Calumet of St. Joe's	W 13-3	13	9	3	3	8	2	6	10- 1- 0	0- 0- 0	Brooks (W 2-0)	NA	
\$March 6,2012	vs Olivet Nazarene	W 1-0	1	4	0	0	4	2	7	11- 1- 0	0- 0- 0	Clark (W 1-0)	NA	
\$March 6,2012	vs Olivet Nazarene	2-3 L	2	8	4	3	6	1	(8)	11- 2- 0	0- 0- 0	Tullio (L 2-1)	NA	
\$Mar 08, 2012	vs #23 Madonna	W 4-2	4	7	0	2	9	2	7	12- 2- 0	0- 0- 0	Spohn (W 2-0)	NA	1:51
\$Mar 08, 2012	vs #23 Madonna	3-4 L	3	6	2	4	9	1	7	12- 3- 0	0- 0- 0	Marsh (L 0-1)	65	1:58
Mar 9 2012	vs Trinity Christian	W 9-2	9	13	1	2	4	0	7	13- 3- 0	0- 0- 0	Peluso (W 2-0)	NA	
Mar 15, 2012	PSU-Beaver	W 9-1	9	12	0	1	6	1	7	14- 3- 0	0- 0- 0	Corcoran (W 1-0)	35	1:45
Mar 15, 2012	PSU-Beaver	W 4-1	4	6	2	1	4	1	7	15- 3- 0	0- 0- 0	Brooks (W 3-0)	29	1:45
Mar 17, 2012	at Salem International	W 5-2	5	6	3	2	5	1	7	16- 3- 0	0- 0- 0	Clark (W 2-0)	35	2:30
Mar 17, 2012	at Salem International	W 9-5	9	9	4	5	5	3	7	17- 3- 0	0- 0- 0	Loutsenhizer (W 2-0)	35	2:30
Mar 18, 2012	at Salem International	W 3-0	3	9	0	0	4	3	9	18- 3- 0	0- 0- 0	Peluso (W 3-0)	45	3:30
Mar 21, 2012	Penn State-G.A.	W 9-8	9	11	3	8	13	3	7	19- 3- 0	0- 0- 0	Tullio (W 3-1)	56	2:25
Mar 21, 2012	Penn State-G.A.	W 10-6	10	14	2	6	8	1	7	20- 3- 0	0- 0- 0	Tullio (W 4-1)	71	2:15
Mar 23, 2012	SUNY-Canton	W 4-1	4	7	0	1	6	2	7	21- 3- 0	0- 0- 0	Peluso (W 4-0)	31	1:52
Mar 23, 2012	SUNY-Canton	W 12-2	12	10	3	2	9	1	7	22- 3- 0	0- 0- 0	Loutsenhizer (W 3-0)	52	2:00
Mar 27, 2012	West Virginia Tech	W 2-1	2	6	1	1	3	1	7	23- 3- 0	0- 0- 0	Perdomo (W 3-0)	27	1:40
Mar 27, 2012	West Virginia Tech	W 9-6	9	12	1	6	9	2	7	24- 3- 0	0- 0- 0	Acosta (W 1-0)	31	2:18
*Mar 30, 2012	Houghton	W 19-0	19	19	0	0	1	6	7	25- 3- 0	1- 0- 0	Peluso (W 5-0)	33	1 pm
*Mar 30, 2012	Houghton	W 10-7	10	12	1	7	13	2	7	26- 3- 0	2- 0- 0	Loutsenhizer (W 4-0)	39	2:45
*Mar 31, 2012	Houghton	W 5-3	5	4	2	3	9	1	7	27- 3- 0	3- 0- 0	Clark (W 3-0)	49	2:15
*Mar 31, 2012	Houghton	W 7-0	7	6	0	0	4	3	7	28- 3- 0	4- 0- 0	Spohn (W 3-0)	38	1:45
Apr 04, 2012	at PSU BEAVER	W 1-0	1	4	1	0	5	1	7	29- 3- 0	4- 0- 0	Perdomo (W 4-0)	25	1:45
Apr 04, 2012	at PSU BEAVER	W 14-4	14	13	4	4	13	3	7	30- 3- 0	4- 0- 0	Marsh (W 1-1)	25	
Apr 06, 2012	Malone	0-3 L	0	4	2	3	7	2	7	30- 4- 0	4- 0- 0	Peluso (L 5-1)	76	1:43
Apr 06, 2012	Malone	5-6 L	5	12	1	6	12	2	(8)	30- 5- 0	4- 0- 0	Tullio (L 4-2)	71	2:15
Apr 07, 2012	at Malone	3-4 L	3	7	3	4	9	4	7	30- 6- 0	4- 0- 0	Tullio (L 4-3)	140	2:11
Apr 07, 2012	at Malone	W 4-2	4	7	2	2	7	1	7	31- 6- 0	4- 0- 0	Spohn (W 4-0)	110	1:50
Apr 10, 2012	at Clarion	W 8-5	8	12	1	5	6	2	7	32- 6- 0	4- 0- 0	Perdomo (W)	0	3:03
Apr 10, 2012	at Clarion	5-10 L	5	8	2	10	12	1	6	32- 7- 0	4- 0- 0	Marsh (L)	0	1:58
*Apr 13, 2012	at Walsh University	W 3-1	3	7	1	1	9	1	7	33- 7- 0	5- 0- 0	Peluso (W 6-1)	140	1:36
*Apr 13, 2012	at Walsh University	W 11-6	11	11	2	11	11	4	7	34- 7- 0	6- 0- 0	Acosta (W 2-0)	140	2:10
*Apr 15, 2012	Walsh University	W 5-4	5	9	1	4	9	2	7	35- 7- 0	7- 0- 0	Tullio (W 5-3)	110	1:50
*Apr 15, 2012	Walsh University	W 6-2	6	10	0	2	9	4	7	36- 7- 0	8- 0- 0	Spohn (W 5-0)	91	1:53
Apr 18, 2012	Salem International	W 17-0	17	18	2	0	2	1	9	37- 7- 0	8- 0- 0	Perdomo (W 6-0)	37	2:25
*Apr 20, 2012	Fisher	W 5-0	5	9	0	0	3	2	7	38- 7- 0	9- 0- 0	Peluso (W 7-1)	32	1:42
*Apr 20, 2012	Fisher	W 10-2	10	8	0	2	8	2	7	39- 7- 0	10- 0- 0	Clark (W 4-0)	39	1:46
*Apr 21, 2012	Fisher	W 11-1	11	5	0	1	2	6	5	40- 7- 0	11- 0- 0	Spohn (W 6-0)	22	1:56
Apr 26, 2012	at NOTRE DAME	W 5-1	5	12	1	1	7	0	7	41- 7- 0	11- 0- 0	Peluso (W 8-1)	63	1:49
Apr 26, 2012	at NOTRE DAME	W 6-4	6	9	1	4	8	3	(8)	42- 7- 0	11- 0- 0	Clark (W 5-0)	83	1:57
Apr 27, 2012	Glenville State	W 8-1	8	9	1	1	5	1	7	43- 7- 0	11- 0- 0	Spohn (W 7-0)	52	2:00
Apr 27, 2012	Glenville State	W 18-7	18	20	2	7	14	2	7	44- 7- 0	11- 0- 0	Loutsenhizer (W 5-0)	31	2:15
!May 01, 2012	vs Asbury	4-5 L	4	5	1	5	13	6	(11)	44- 8- 0	11- 0- 0	Tullio (L 5-4)	0	2:58
!May 02, 2012	vs Fisher	W 18-4	18	12	1	4	6	3	9	45- 8- 0	11- 0- 0	Clark (W 6-0)	0	2:51
!May 03, 2012	vs Talladega (Ala.)	W 2-0	2	7	3	0	7	4	9	46- 8- 0	11- 0- 0	Spohn (W 8-0)	0	2:15
!May 03, 2012	vs Indiana Southeast	W 6-2	6	10	2	2	5	3	9	47- 8- 0	11- 0- 0	Perdomo (W 7-0)	0	2:25
!May 04, 2012	vs Asbury	W 15-7	15	15	1	7	19	0	9	48- 8- 0	11- 0- 0	Acosta (W 3-0)	0	3:26
!May 04, 2012	vs Asbury	3-7 L	3	9	1	7	18	2	9	48- 9- 0	11- 0- 0	Marsh (L 1-3)	0	2:52
%May 10, 2012	vs #24 Taylor (Ind.)	W 3-2	3	8	1	2	6	2	9	49- 9- 0	11- 0- 0	Clark (W 7-0)	325	2:10
%May 11, 2012	vs Doane College	W 9-1	9	17	1	1	5	1	9	50- 9- 0	11- 0- 0	Peluso (W 9-1)	100	2:35
%May 12, 2012	vs Doane College	W 7-5	7	9	2	5	11	1	9	51- 9- 0	11- 0- 0	Tullio (W 6-4)	150	3:00

() extra inning game

* American Mideast Conference Game

\$ Russ-Matt Central Florida Invitational (Winter Haven, Fla.)

! Unaffiliated Group (AMC/GCAC/KIAC) Tournament Game (Kinston, N.C.)

% NAIA National Championship Opening Round (Marion, Ind.)

Point Park Baseball 2012 Season Recap (continued)

The Pioneers' talented and deep pitching staff has been a mainstay this year. The staff ranks seventh in the nation with a 2.96 team ERA and always keeps Point Park in games. The Pioneers have 10 pitchers in their arsenal, and nine have worked so far in the postseason this year. Senior Derek Peluso (9-1, 2.23 ERA) and junior Sean Clark (7-0, 2.55 ERA) are a couple All-AMC First Team right-handers at the front of the rotation. Peluso is a four-year starter who has been the ace the last two years. Clark is in his second year on the starting staff since transferring from NCAA Division I Duquesne last season.

Peluso, Clark and freshman Nathan Spohn (8-0, 2.29 ERA) pitched the Pioneers through a 3-0 run in the NAIA Opening Round in Marion, Ind. Spohn spent a redshirt year at NCAA Division II West Chester last year and emerged midway through this season to earn a spot near the top of the rotation. Sophomore Manny Perdomo (7-0, 1.47 ERA) had not been used yet in the national tournament this year, but he earned a start as a freshman at St. Thomas Univ. last season. The deep rotation also includes two-year starter Ryan Loutsenhizer (5-0). Adding depth to the staff this year are transfers Isaiah Marsh (1-3) and Josh Brooks (3-0).

The bullpen is led by closer Mike Tullio (1.92 ERA, 14 SV), who is in his third year in that role. He earned a win and save in the NAIA Opening Rd last week. Reliever Horacio Acosta (1.31 ERA, 2 SV) gained full health mid-way through the year and has been very effective after recovering from a preseason auto accident in which he was a pedestrian. He has given up just one earned run in 10.1 innings this postseason. Jon Corcoran (0.00 ERA, 2 SV) has limited work (11.2 IP) but has yet to give up an earned run this year.

Offensively, the Pioneers don't have much power, but they get on base well and have gotten key hits all year long. That was evident in the Marion, Ind., Opening Rd bracket when they got some timely hitting to beat Taylor, 3-2, in the first round and Doane, 7-5, in the finals. In between, the Pioneers pounded Doane, 9-1, in a game in which 14 of their 17 hits were singles.

Point Park's patient hitters have drawn 295 walks, which equates to nearly five per game. That is a big reason for the Pioneers' team on-base percentage of .431. Point Park hits .319 as a team and spreads the RBIs around as eight players have knocked in 25 or more runs. All that makes up for the Pioneers having only 15 total home runs. The Pioneers rank 17th in the country with 7.4 runs per game.

Point Park's offense gets going with No.1-2 hitters Tom Birko (.343, 44 RBIs) and Rob Novia (.337, 42 RBIs) leading the team in on-base percentage at .454 apiece. Both Birko and Novia were named All-AMC First Team at second base and left field, respectively. Slugger Lee Bodnar (.333, 47 RBIs) has a team-high 21 doubles and is the leading run-producer. Bodnar, the third baseman, was All-AMC First Team the last two years. He fell short of that this season after a slow start, but he is hitting .413 since April 7.

Bodnar's recent tear has helped to make up for the absence of Javier Marticorena, who started in right field and hit cleanup before tearing his knee April 7. Before that, the sophomore transfer from St. Thomas had hit .384 with seven homers and 34 RBIs in just 36 games. The Miami, Fla., native was the Florida 6A Player of the Year as a senior at American High School in 2010.

Catcher Ossie Alfonzo (.251, 33 RBIs) has assumed the No. 4 spot in the lineup the last month and half, and fellow transfer Marlon Leyva (.320, 27 RBIs) hits fifth as the All-AMC designated hitter. Steve Dujka (.259, 20 RBIs) hits sixth in the order and plays a sharp first base.

The bottom of the Pioneers' order has plenty of speed and guys who can get on base. Center fielder Tom Pasinski (.351, 31 RBIs) leads the regulars in hitting and has a team-high five triples. Right fielder Don McDuffee (.316, 22 RBIs) has been very productive since breaking into the starting lineup. Shortstop Dillon Sauers (.292, 26 RBIs) hits ninth and gets on base at a .449 clip to turn over the order.

Point Park's season got off to a great start when it went 4-1 on an opening weekend that featured a trip to play Martin Methodist (Tenn.), Cumberland (Tenn.) and Campbellsville (Ky.). At the time, Cumberland was ranked No. 7, and Martin Methodist and Campbellsville were receiving votes in the Top 25. Point Park followed that up with a 7-2 showing versus a challenging schedule on its Florida Trip March 4-9. The trip included wins over traditionally strong teams St. Xavier (Ill.), Olivet Nazarene (Ill.) and then-No. 23 Madonna (Mich.).

The last game of the Florida trip was a 9-2 win over Trinity Christian (Ill.), which was the first of 18 consecutive victories to stretch the Pioneers' record to 30-3. After riding a month-long win streak, the Pioneers came back down to earth with a 2-4 slump the first week of April. But since then, Point Park has won 19 of its past 21 games entering the NAIA World Series.

The only team to beat Point Park since April 10 is Asbury (Ky.), a team that qualified for the NAIA Opening Rd with an amazing hot streak through the Unaffiliated Tournament. Asbury used torrid hitting to knock off Point Park twice on its way to the tourney title. Point Park opened that tournament with a 5-4 loss to Asbury in 11 innings. The Pioneers had led that game, 4-0, after two innings. Point Park proceeded to win four elimination games to get back to the finals, where Asbury brought back on two days rest the same pitcher who had beat the Pioneers earlier on.

Pronunciation Guide

- 1 nuh-VAT-sick
- 2 BIR-ko
- 3 sowers
- 5 LAY-va
- 6 puh-SIN-ski
- 7 NO-vee-uh
- 10 mar-tee-co-ray-nuh
- 15 al-FONZ-zo
- 16 TOO-lee-o
- 18 CAT-tuh-pan
- 19 CORK-co-ran
- 20 spawn
- 21 a-COST-tuh
- 22 puh-LOOSE-oh
- 23 tass-iss
- 25 BOD-ner
- 29 DUKE-kuh
- 30 lout-ZEN-hizer
- 46 per-DO-mo

Roster by Position:

Infielders (7):

Lee Bodnar
Tom Birko
Steve Dujka
Mike Ganley
Dillon Sauers
Phil Navatsyk
Jonathan Tasis

Outfielders (4):

Javier Marticorena
Don McDuffee
Tom Pasinski
Rob Novia
Catchers (3):
Ossie Alfonzo
Marlon Leyva
Tyler Cattapan

Pitchers (11):

Derek Peluso, RHP
Ryan Loutsenhizer, RHP
Sean Clark, RHP
Mike Tullio, RHP
Ben Rodriguez, RHP
Jon Corcoran, RHP
Horacio Acosta, RHP
Josh Brooks, RHP
Isaiah Marsh, RHP
Manny Perdomo, RHP
Nathan Spohn, LHP

Roster by State:

Pennsylvania (10):

Lee Bodnar, Tom Birko, Sean Clark, Jon Corcoran, Mike Ganley, Ryan Loutsenhizer, Tom Pasinski, Derek Peluso, Dillon Sauers, Nathan Spohn

Florida (8):

Horacio Acosta, Ossie Alfonzo, Marlon Leyva,, Javier Marticorena, Rob Novia, Manny Perdomo, Jonathan Tasis, Mike Tullio,

Illinois (3):

Steve Dujka, Don McDuffee, Ben Rodriguez

Ohio (1): Phil Navatsyk

Virginia (1): Isaiah Marsh

Arizona (1): Josh Brooks

Canada (1): Tyler Cattapan

2012 Point Park University Baseball Player Profiles — Position Players



#2 Tom Birko

2B, 5-10, 180, So.
Bats: L Throws: R
Kennedy Twp., Pa.
Montour HS
.343, 10 2B, 44 RBI

On Birko: Starting second baseman and leadoff hitter for the Pioneers. Sat out the 2011 season with shoulder surgery but is back for his second year as starter in 2012. All-AMC 1st Team in 2012, All-AMC H.M. in 2010. Tied for team-high .454 on-base average.



#7 Rob Novia

LF, 5-8, 180, Jr.
Bats: L Throws: L
North Port, Fla.
North Port HS
.337, 10 2B, 42 RBI

On Novia: Starting left fielder and No. 2 hitter for the Pioneers. Bided his time for two years before earning a starting spot for first time this year. Voted 2012 Team Co-MVP by coaches. All-AMC 1st Team in 2012. Tied for team-lead with .454 on-base average.



#25 Lee Bodnar

3B, 5-11, 195, Sr.
Bats: R Throws: R
Chartiers, Pa.
Chartiers Valley HS
.333, 21 2B, 47 RBI

On Bodnar: Starting third baseman and No. 3 hitter for the Pioneers. Three-year starter and 2x All-AMC 1st Team selection. Most experienced hitter on the team hits .332 with 40 2B, 10 HR and 124 RBIs in his career.



#15 Ossie Alfonzo

C, 5-9, 180, So.
Bats: R Throws: R
Hialeah, Fla.
Goleman HS
Miami Dade College
.251, 7 2B, 33 RBI

On Alfonzo: Starting catcher and also a DH. Transferred this year from Miami Dade College. Good defensive catcher with strong arm, able to drive the ball and provide power as No. 4 hitter. Was All-Dade County at Goleman (FL) High School



#5 Marlon Leyva

DH/C, 5-10, 200, Jr.
Bats: R Throws: R
Miami, Fla.
Florida Christian HS
St. Thomas University
.320, 10 2B, 27 RBI

On Leyva: DH and No. 5 hitter but also a catcher. Transferred this year from St. Thomas Univ. All-AMC 1st Team DH. Gives Pioneers production in the middle of the order. All-Dade County player at Florida Christian.



#29 Steve Dujka

1B, 6-0, 200, Sr.
Bats: R Throws: R
St. Charles, Ill.
Glenbard East
Elgin (IL) CC
.259, 7 2B, 20 RBI

On Dujka: Starting first baseman and No. 6 hitter. Transferred from Elgin (IL) CC last year and was a part-time starter in 2011. Won starting job as a senior this year. Was JC All-Region player at Elgin CC.



#6 Tom Pasinski

CF, 6-0, 175, Jr.
Bats: L Throws: R
West Mifflin, Pa.
West Mifflin HS
Penn State-Behrend
.351, 5 3B, 31 RBI

On Pasinski: Starting center-fielder and No. 7 hitter. Speedy player with a team-high five triples. Voted Team Defensive MVP by coaches. Team-high .351 avg. Transferred last year from Penn State-Behrend. Started in RF in 2011.



#8 Don McDuffee

RF, 6-0, 185, Jr.
Bats: L Throws: L
Champaign, Ill.
Centennial HS
Lake Land (IL) Coll.
.316, 2 2B, 22 RBI

On McDuffee: Starting right fielder and No. 8 hitter for the Pioneers. Broke into the lineup April 10 and has added speed in the outfield and a solid bat. Most of his 22 RBIs have come in his 27 starts. Transferred this year from Lake Land (IL) College.



#3 Dillon Sauers

SS, 5-10, 160, Sr.
Bats: R Throws: R
Bridgeville, Pa.
South Fayette HS
.292, 6 2B, 26 RBI

On Sauers: Starting shortstop and No. 9 hitter for the Pioneers. Three-year starter, Missed 12 games to an arm injury but came back April 14. Has high on-base average at .449 and has twice as many walks as strikeouts.



#10 Javy Marticorena

RF, 5-9, 190, So.
Bats: R Throws: R
Miami, Fla.
American HS
St. Thomas University
.384, 7 HR, 34 RBI

On Marticorena: Injured his knee April 7 and was lost for the season. Before that started in RF and hit cleanup. Still voted team's Offensive MVP by coaches. Transferred this year from St. Thomas. Was the Florida 6A Player of the Year as a HS senior in 2010.



#23 Jonathan Tasis

IF/OF, 6-1, 195, So.
Bats: R Throws: R
Hialeah, Fla.
Mater Academy
.397, 5 2B, 19 RBI

On Tasis: Sophomore from Miami, Fla., is the top hitter off the bench for the Pioneers. Can play first base or outfield. Is hitting .397 with 19 RBIs and a .540 slugging percentage in limited at-bats. Was an All-Dade County player in high school.



#18 Tyler Cattapan

C, 5-9, 185, Jr.
Bats: R Throws: R
Aurora, Ont. (Canada)
Cardinal Carter HS
Hill (TX) College
.238, 1 HR, 10 RBI

On Cattapan: Third-string catcher for the Pioneers who can give some power off the bench as a pinch-hit option. Has produced 10 RBIs in just 21 at bats. Transferred this year from Hill (TX) College.



#13 Mike Ganley

2B, 5-9, 165, So.
Bats: R Throws: R
Bethel Park, Pa.
Bethel Park HS
Duquesne University
.212, 1 2B, 5 RBI

On Ganley: Backup at second base provides a very solid glove off the bench. Transferred this year from Duquesne, where he started on the infield. His on-base average of .449 is helped by 11 walks.



#1 Phil Navatsyk

SS, 5-9, 155, So.
Bats: R Throws: R
Chardon, Ohio
Chardon HS
Malone University
.351, 0 2B, 5 RBI

On Navatsyk Backup at shortstop is hitting .351 in limited at bats off the bench. Most of his 11 starts came March 30-April 10 when he was pressed into starting shortstop role. Transferred this year from Malone.

2012 Point Park University Baseball Player Profiles — Pitchers & Coaching Staff



#22 Derek Peluso
RHP, 6-2, 205, Sr.
Bats: R Throws: R
Zelienople, Pa.
Seneca Valley HS
9-1, 2.23 ERA, 72.2 IP

On Peluso: No. 1 starter the last two years. 2012 AMC Pitcher of the Year and All-AMC 1st Team. Voted team Co-MVP by coaches. Has been a starter all four years. Career record of 18-10 with a 4.20 ERA in 201.1 IP. Has 158 Ks and 83 BBs in his career.



#27 Sean Clark
RHP, 6-3, 210, Jr.
Bats: R Throws: R
Titusville, Pa.
Titusville HS
Duquesne University
7-0, 2.55 ERA, 60.0 IP

On Clark: Starting pitcher for the Pioneers since transferring from Duquesne last year. Earned start in first game of NAIA Opening Rd. Name All-AMC 1st Team in 2012. Career record of 14-2 with 3.13 ERA in 118.0 IP. Has 45 Ks and only 10 BBs this year.



#20 Nate Spohn
LHP, 5-7, 175, Fr.
Bats: L Throws: L
Greensburg, Pa.
Greensburg Salem HS
West Chester Univ.
8-0, 2-29 ERA, 63.0 IP

On Spohn: Freshman left-hander has emerged toward the top of the rotation since mid-season. All-AMC 2nd Team in 2012. Earned a start in NAIA Opening Rd. Spent redshirt year at NCAA DII West Chester in 2011.



#46 Manny Perdomo
RHP, 6-1, 200, So.
Bats: R Throws: R
Hialeah, Fla.
Ronald Reagan HS
St. Thomas University
7-0, 1.47 ERA, 55.0 IP

On Perdomo: Sophomore transferred this year from St. Thomas where he earned a start in the NAIA Opening Rd as a freshman in 2011. Leads PPU starters in ERA (1.47) and opponent's avg. (.179). Has allowed only 9 ER in 55 IP.



#30 Ryan Loutsenhizer
RHP, 6-4, 240, Jr.
Bats: R Throws: R
North Huntingdon, Pa.
Norwin HS
5-0, 7.09, 45.2 IP

On Loutsenhizer: Three-year starter for the Pioneers. Has been a member of the main rotation his whole career. Has a career record of 14-7 with a 6.75 ERA in 138.2 IP. Throws a lot of strikes and lets his defense work for him.



#16 Mike Tullio
RHP, 6-3, 235, Sr.
Bats: R Throws: R
Palm Beach Gardens, FL
Palm Beach Gardens HS
Palm Beach CC
6-4, 1.92 ERA, 14 SV

On Tullio: Senior closer has been in that role for last three years since transferring from Palm Beach (FL) CC. Holds school record with 14 saves this year and 17 for his career. All-AMC 1st Team in 2012, All-AMC 2nd Team in 2011.



#21 Horacio Acosta
RHP, 5-11, 205, Jr.
Bats: R Throws: R
Miami, Fla.
Westwood Christian HS
Wabash Valley (IL) Coll.
3-0, 1.31 ERA, 2 SV

On Acosta: Reliever transferred in this year. Has recovered from being hit by a car in the preseason to emerge as a weapon out of the bullpen. Gained full health toward the end of the season. Only 1 ER in 10.1 IP in postseason.



#19 Jon Corcoran
RHP, 5-9, 155, So.
Bats: R Throws: R
Fox Chapel, Pa.
Fox Chapel HS
1-0, 0.00 ERA, 11.2 IP

On Corcoran: Sophomore reliever adds depth to the bullpen. Has not given up an earned run in seven appearances and 11.2 innings. Has a career ERA of 2.08 in 21.2 IP. Opponent's average of .195 is second on the staff.



#33 Josh Brooks
RHP, 6-3, 250, Jr.
Bats: R Throws: R
Phoenix, Ariz.
Shadow Mtn. HS
Ottawa (Kan.) Univ.
3-0, 4.67 ERA, 17.1 IP

On Brooks: Transferred this year from NAIA Ottawa (Kan.). Has added depth to the starting rotation. Has made three starts in his six appearances with 15 Ks and 4 BB. Pitched 31 games and 75 innings in two years at Ottawa.



#4 Isaiah Marsh
RHP, 6-0, 170, So.
Bats: R Throws: R
Clear Brook, Va.
Keystone Christ.Acad.
Clearwater (FL) CC
1-3, 5.91 ERA, 35.0 IP

On Marsh: Transferred this year from Clearwater Christian (FL) College. Has been used as a starter and a reliever. Four of his 11 appearances have come as a starter. Has 31 Ks and 12 BB. Totaled 43.2 IP as a freshman at Clearwater.




#26 Loren Torres
Head Coach
3rd Season
Trinity-Intl South
Florida ('96)

On Torres: Third-year coach of the Pioneers is 102-48 since being hired in May 2010. AMC Coach of the Year in 2011 & 2012. Previously coached at NAIA Judson (IL) for five years from 2003-07. Has a record of 209-152-9 in eight years as a college head coach.



#9 Rocky Capobianco
Assistant Coach
Fourth Season
Point Park ('08)

On Capobianco: Fourth-year assistant coach is responsible for coaching the outfielders and is also the first-base coach. Only holdover from the previous staff. Ended his two-year Point Park playing career in 2008 after being at Marietta previously.



#44 Ryan Streno
Assistant Coach
3rd Season
Point Park ('10)












On Streno: Third-year assistant coach assists in all aspects mainly working with infielders. Joined the staff after his playing career was over in 2010. Was a four-year starter for the Pioneers from 2007-10.



#11 Bryan Neal
Pitching Coach
3rd Season
Point Park ('97)

On Neal: Third-year assistant serves as the pitching coach of the Pioneers. Was a four-year starting pitcher at Point Park from 1994-97. Had a career record of 24-10 and was 12-3 as a senior in 1997.

POINT PARK BASEBALL – YEAR-BY-YEAR RECORDS

YEAR	RECORD	COACH	POSTSEASON	
1968	4-8	Frank Gustine		
1969	12-10	Frank Gustine	District 18 Runner-up	
1970	17-8	Frank Gustine	District 18 Playoffs	
1971	17-9	Frank Gustine	District 18 Runner-up	
1972	14-3	Frank Gustine	District 18 Playoffs	
1973	20-3	Frank Gustine	District 18 Champion, Area 8 Runner-up	
1974	19-5	Frank Gustine	District 18 Champion, Area 8 Champion, NAIA World Series, 4th place	
1975	12-8	Barry Hanburger	District 18 Playoffs	
1976	23-9	Barry Hanburger	District 18 Champion, Area 8 Runner-up	
1977	23-7	Barry Hanburger	District 18 Runner-up	
1978	31-4	Barry Hanburger	District 18 Champion, Area 8 Champion, NAIA World Series, 5th place	
1979	28-5	Ben Fiori	District 18 Champion, Area 8 Champion, NAIA World Series, 3rd place	
1980	24-6	Ben Fiori	District 18 Champion, Area 8 Champion, NAIA World Series, 8th place	
1981	21-12	Ben Fiori	District 18 Playoffs	
1982	25-13	Ben Fiori	District 18 Playoffs	
1983	12-14-1	Ben Fiori	District 18 Champion, Area 8 Runner-up	
1984	21-7	Mark Jackson	District 18 Runner-up	
1985	42-9	Mark Jackson	District 18 Champion, Area 8 Runner-up	
1986	51-8	Mark Jackson	District 18 Champion, Area 8 Champion, NAIA World Series, 3rd place	
1987	49-8	Mark Jackson	District 18 Champion, Area 8 Champion, NAIA World Series, 7th place	
1988	39-13	Mark Jackson	District 18 Champion, Area 8 Champion, NAIA World Series, 9th place	
1989	40-5-1	Mark Jackson	District 18 Champion, Area 8 Champion, NAIA World Series, 9th place	
1990	49-5	Mark Jackson	District 18 Champion, Area 8 Runner-up	
1991	37-15-3	Jeff Minick	District 18 Champion, Area 8 Champion, NAIA World Series, 9th place	
1992	20-22	Joe Schaly	District 18 Champion, Area 8, 3 rd place	
1993	21-26	Joe Schaly	District 18 Runner-up	
1994	35-22	Joe Schaly	District 18, Champion, Northeast Regional Runner-up	
1995	26-27-1	Joe Schaly	KECC Runner-up, Northeast Region-South Section, 3 rd place	
1996	31-18	Joe Schaly	KECC Champion-South Region, 2 nd place	
1997	32-23	Joe Schaly	KECC Champion-Northeast Region, 2 nd place	
1998	46-6-2	Mark Jackson	KECC Champion-Northeast Region, NAIA World Series, 7th place	
1999	27-12	Mark Jackson	NAIA Independent Tournament Champion	
2000	31-14-1	Mark Jackson	NAIA Region IX Playoffs	
2001	34-11	Mark Jackson	AMC Regular Season Champion, NAIA Region IX Playoffs	
2002	14-21	Mark Jackson		
2003	17-26	Al Liberi	NAIA Region IX 3 rd place	
2004	21-15	Al Liberi	AMC tournament, AMC-North Division 2 nd place	
2005	14-26	Al Liberi		
2006	17-32	Al Liberi		
2007	15-20	Al Liberi		
2008	10-30	Al Liberi		
2009	13-33	Al Liberi		
2010	13-26	Loren Torres		
2011	38-13	Loren Torres	AMC Tournament Finals, AMC Regular Season Champs	
2012	51-9	Loren Torres	AMC Reg. Season Champs, NAIA Opening Rd Champs, NAIA World Series App.	
Total	1,105-617-9 (.641)			

ALL-TIME COACHES RECORDS (Sorted by total wins)

Coach	Year coached	Wins	Losses	Ties	Pct.
Mark Jackson	1984-90, 1998-2002	443	119	4	.783
Joe Schaly	1992-97	165	138	1	.545
Ben Fiori	1979-83	110	50	1	.683
Al Liberi	2003-09	107	182	0	.370
Frank Gustine	1968-74	103	46	0	.691
Loren Torres	2010-present	102	48	0	.680
Barry Hanburger	1975-78	89	28	0	.760
Jeff Minnick	1991	37	15	3	.672
Total		1,156	626	9	.648

2012 Point Park University Baseball Awards & Accomplishments

Point Park in the 2012 NAIA Baseball Coaches' Top 25 Rankings

Date	Rank	Record	Votes
Nov. 15	26th	0-0	93
March 27	9th	22-3	403
April 3	8th	28-3	411
April 10	10th	31-6	365
April 17	9th	36-7	410
April 24	10th	40-7	412
May 1	10th	44-7	396
May 6	T12th	48-9	305

Point Park 2012 Team Achievements

- American Midwest Conference Regular Season Champions
- No. 1 seed at Unaffiliated Group Tournament (AMC/GCAC/KIAC)
- Unaffiliated Group Tournament (AMC/GCAC/KIAC) runner-up
- NAIA National Championship Opening Round At-Large Bid No. 4
- NAIA National Championship Opening Round Marion, Ind., champion
- Avista-NAIA World Series qualifier
- 51 wins tie for school record entering World Series
- 51 wins tied for second-most in the NAIA entering World Series
- .852 winning percentage is third in the NAIA entering the World Series

All-American Midwest Conference Teams

AMC Coach of the Year: Loren Torres, 3rd year

AMC Pitcher of the Year: Derek Peluso, RHP, Sr.

All-AMC First Team:

Name	Pos.	Cl.	Hometown (Prev. School)
Derek Peluso	RHP	Sr.	Zelienople, Pa.
Sean Clark	RHP	Jr.	Titusville, Pa. (Duquesne Univ.)
Mike Tullio	RHP	Sr.	Palm Beach Gardens, Fla. (Palm Beach CC)
Tom Birko	2B	So.	Kennedy Twp., Pa.
Rob Novia	LF	Jr.	North Port, Fla.
Javier Marticorena	RF	So.	Miami, Fla. (St. Thomas Univ.)
Marlon Leyva	DH	Jr.	Miami, Fla. (St. Thomas Univ.)

All-AMC Second Team

Nathan Spohn	LHP	Fr.	Greensburg, Pa. (West Chester Univ.)
--------------	-----	-----	--------------------------------------

All-Unaffiliated First Team (AMC/GCAC/KIAC)

Name	Pos.	Cl.	Hometown (Prev. School)
Derek Peluso	RHP	Sr.	Zelienople, Pa.
Sean Clark	RHP	Jr.	Titusville, Pa. (Duquesne Univ.)
Mike Tullio	RHP	Sr.	Palm Beach Gardens, Fla. (Palm Beach CC)
Lee Bodnar	3B	Sr.	Chartiers, Pa.
Javier Marticorena	RF	So.	Miami, Fla. (St. Thomas Univ.)
Rob Novia	LF	Jr.	North Port, Fla.

Point Park Team Awards (voted by PPU coaches)

Team MVP (tie)	Derek Peluso (RHP) & Rob Novia (LF)
Pitcher of the Year	Derek Peluso (RHP)
Offensive Player of the Year	Javier Marticorena (RF)
Defensive Player of the Year	Tom Pasinski (CF)
Freshman of the Year	Nathan Spohn (LHP)
Batting Champion (reg. season)	Javier Marticorena (RF)

Point Park University's History in the NAIA World Series

The Pioneers have been to the NAIA World Series 11 times, which ranks in the top-five all time in the country. Point Park has a record of 10-20 in the NAIA World Series entering the 2012 tournament. Point Park twice finished as high as third at the World Series in 1979 and 1986, and both of those times the Pioneers started the tourney with a loss.

Year by Year NAIA World Series Results (Point Park University)

Year	Record	Head Coach	WS Location	WS Place	WS Results
1974	19-5	Frank Gustine	St. Joseph, Mo.	4th Place	LaVerne (Calif.) 4, Point Park 1 Point Park 2, High Point 1 Point Park 5, David Lipscomb 1 Lewis 6, Point Park 3
1978	31-4	Barry Hanburger	St. Joseph, Mo.	5th Place	Point Park 3, Coast Carolina 1 David Lipscomb 11, Point Park 5 Emporia State 7, Point Park 4
1979	28-5	Ben Fiori	Nashville, Tenn.	3rd Place	Southeastern Okla. 4, Point Park 3 Point Park 5, Birmingham-Southern 3 Point Park 8, Wisconsin-La Crosse 4 Point Park 3, David Lipscomb 2 High Point 10, Point Park 6
1980	24-6	Ben Fiori	Nashville, Tenn.	8th Place	Coastal Carolina 4, Point Park 1 Lewis-Clark State 12, Point Park 7
1986	51-8	Mark Jackson	Lewiston, Idaho	3rd Place	Oklahoma City 5, Point Park 3 Point Park 8, Missouri Southern 3 Point Park 2, Emporia State 0 Point Park 8, Grand Canyon 6 Grand Canyon 20, Point Park 7
1987	49-8	Mark Jackson	Lewiston, Idaho	7th Place	Southern Arkansas 13, Point Park 3 Point Park 13, Huntingdon 12 Elon 9, Point Park 2
1988	39-13	Mark Jackson	Lewiston, Idaho	9th Place	Lewis-Clark State 4, Point Park 0 Dallas Baptist 7, Point Park 5
1989	40-5-1	Mark Jackson	Lewiston, Idaho	9th Place	Lewis-Clark State 7, Point Park 3 West Florida 5, Point Park 1
1991	37-15-3	Jeff Minick	Lewiston, Idaho	9th Place	South Carolina-Aiken 5, Point Park 3 Lubbock Christian 14, Point Park 13
1998	46-6-2	Mark Jackson	Tulsa, Okla.	7th Place	Cumberland 8, Point Park 4 St. Thomas 13, Point Park 8 (10 inn.)

NAIA World Series Appearances — All-Time Rankings

Rank	School	Appearances	Last Appearance
1.	Lewis-Clark State (Idaho)	31	2012
2.	Oklahoma City	14	2012
3.	Bellevue (Neb.)	12	2008
T-4.	Point Park	11	2012
	Embry Riddle (Fla.)	11	2012
	Cumberland (Tenn.)	11	2010
T-7.	Dallas Baptist (Texas)	10	2001
	Grand Canyon (Ariz.)	10	1990
	Lewis (Ill.)	10	1980
	Lubbock Christian (Texas)	10	2011